HÖNGER AG Micro-Präzisionstechnik

DATA SHEET REVERSE FLOW CHECK VALVE
FR055-000

Dimensions

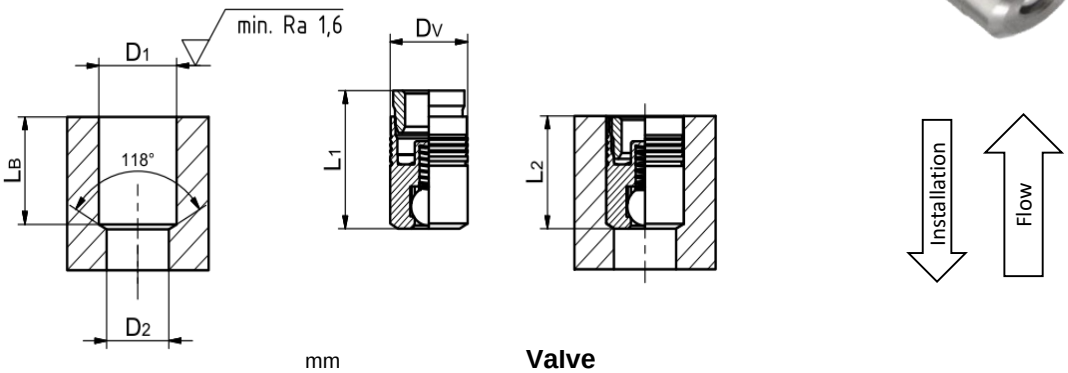

Bore Hole

mm

D1	Hole Diameter Down Stream	5.6+/-0.05
D2	Hole Diameter Up Stream	4.5
LB	Min. Hole Lenght Downstream	7.3

Valve

mm

DV	Valve Diam.	5.48+/-0.02
L1	Lenght Pin pre-assembled	8.8
L2	Lenght installed	7.3+/-0.05

Installation

1. Drill bore hole acc. dimensional drawing above
2. Set Flex Check valve into bore hole.
3. Push in pin by the indicated distance (L-push-In) with installation tool and table press.

Max. Installation Force	L-push-in (mm)
<7 KN	1.55

ΔP vs Flow

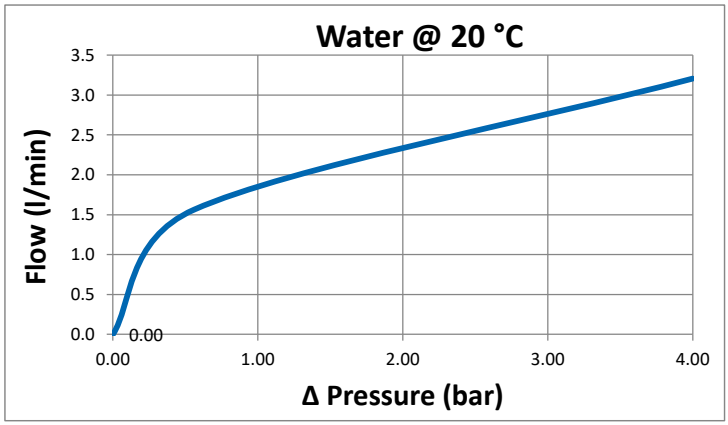

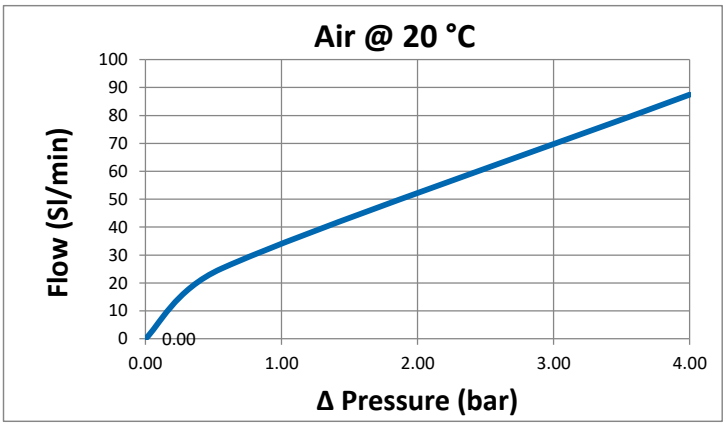

Model Code

① ② ③ ④ ⑤ ⑥ ⑦

F R 055 Z 014 /P/M.. SPEZ

① **Product**	F	Flex Check®
② **Direction**	R	Reverse
	F	Forward
③ **Size**	nnn	Diameter (1/10 mm)
④ **Seat**	-	Standard
	Z	Zero Leak
⑤ **CP**	nnn	Cracking Pressure [1/100 bar]
⑥ **Options**	/P	High accuracy CP +/- 10%
	/L	Reduced Inst. Force
	/C	Ceramic ball
	/Rxyz	Restrictor orifice (Diam. 1/10 mm)
	/S125	Screen 125 mcr
	/M	MedTech steel (1.4404)
⑦	SPEZ	Special Design

Performance

Cracking Pressure	0 bar +/-30%
Leakage	<20 sccm/min
Max. Pressure - chck/flow	400/40 bar
Max. Installation Force	<7 KN
Min. Fixation Loading	3 KN
Life Time Cycles	15 mio mio
Weight	1.4 g

Materials

Body	Stainless Steel
Ball	Stainless Steel
Spring	Stainless Steel

SWISS MADE

Rev. 2020-05

© 2019 Hönger AG, CH-4914 Roggwil, Switzerland